



745 Atlantic Ave., 8th Floor | Boston, MA 02111

www.svn.com

©2017 SVN International Corp. All Rights Reserved. SVN and the SVN COMMERCIAL REAL ESTATE ADVISORS Logos are registered service marks of SVN International Corp. All SVN® offices are independently owned and operated. This is not a franchise offering. A franchise offering can only be made through a Franchise Disclosure Document.

SVN[®] BENCHMARKS USA | 2017

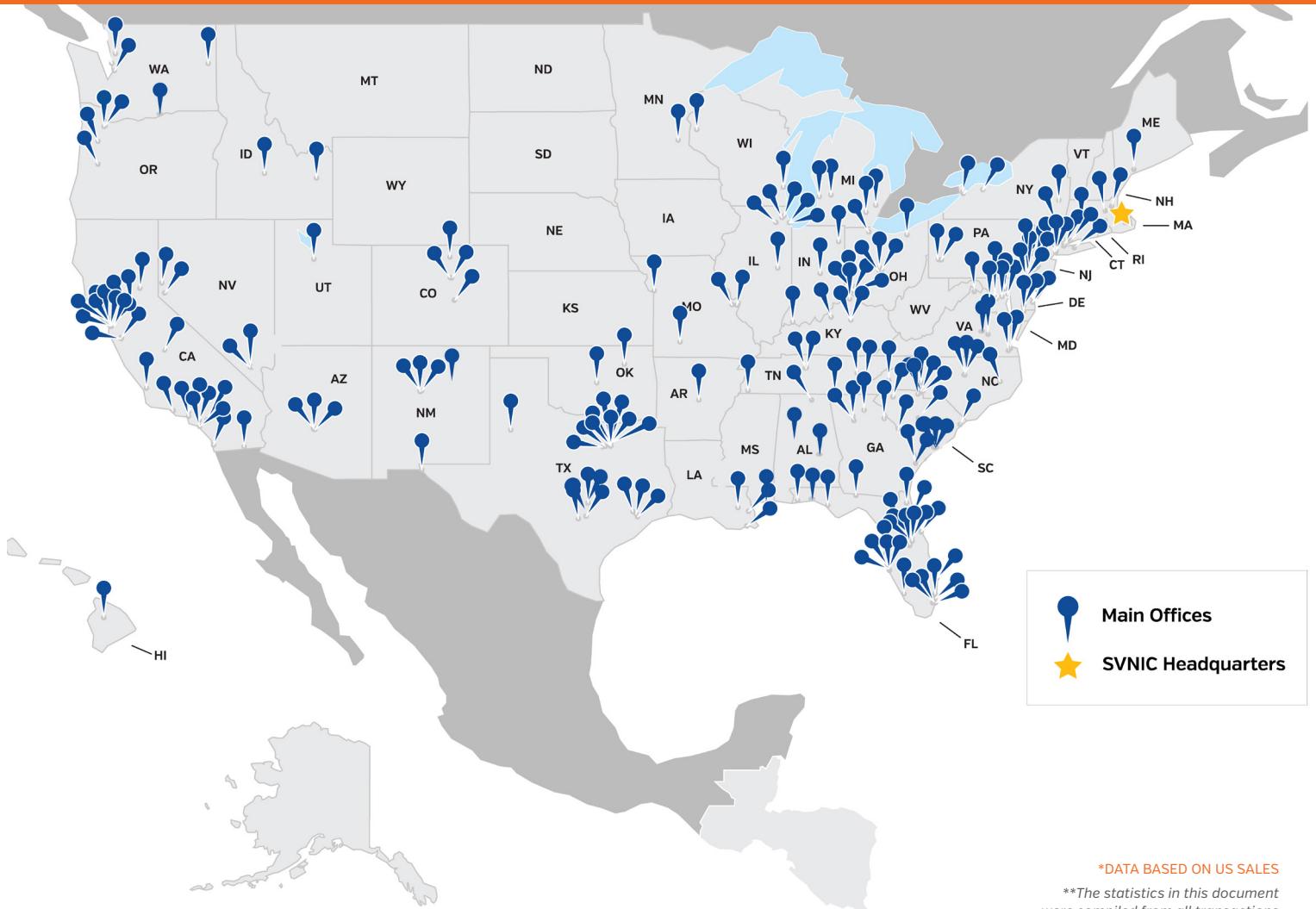
THE SVN[®] ORGANIZATION is comprised of over 1,600 commercial real estate Advisors and staff, in more offices in the United States than any other commercial real estate firm and continues to expand across the globe. Geographical coverage and amplified outreach to traditional, cross-market and emerging buyers and tenants is the only way to achieve maximum value for our clients. This is why we proactively promote properties and share fees with the entire industry. This is our unique Shared Value Network[®] and just one of the many ways that SVN Advisors create amazing value with our clients, colleagues and communities.



1,600+ Advisors and Staff

200 Offices Nationwide

\$11.1 Billion Total Value of Sales and Lease Transactions

2017 Volume
63% Sales | 37% Leasing*



-  Main Offices
-  SVNIC Headquarters

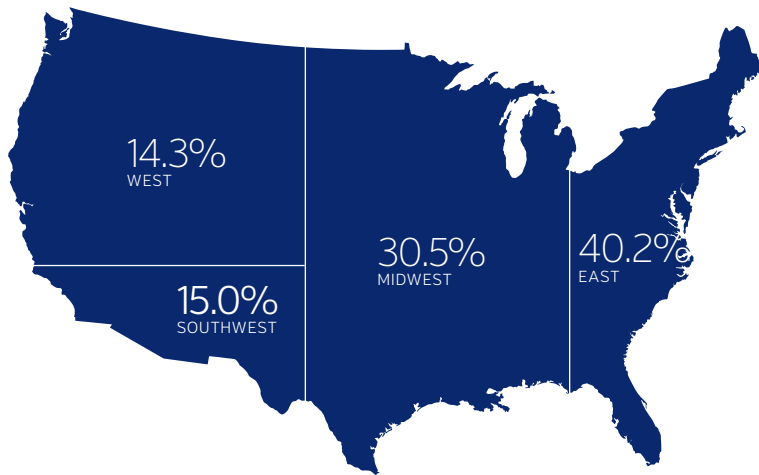
*DATA BASED ON US SALES

**The statistics in this document were compiled from all transactions reported by our franchisees in 2017. They are not audited.

SVN[®] BENCHMARKS USA | 2017

TRANSACTION VOLUME

UNITED STATES NATIONAL DISTRIBUTION**



CORE SERVICES

- Sales
- Leasing
- Property Management
- Corporate Services
- Tenant Representation

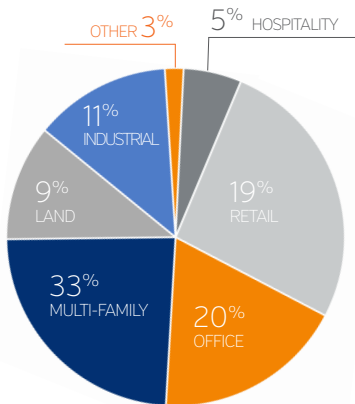
SPECIALTY PRACTICES

- Auction Services
- Distressed Assets
- Golf & Resorts
- Hospitality
- Industrial
- Institutional Capital Markets
- Land & Development
- Medical Office
- Multifamily
- Office
- Restaurant
- Retail
- Self Storage
- SFR Portfolio
- Single Tenant Investment

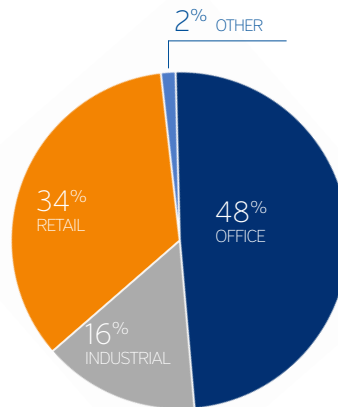
PRODUCT TYPE

NATIONAL DISTRIBUTION BY PRODUCT VOLUME***

SALES



LEASING*



\$11.1 BILLION

TOTAL VALUE OF SALES AND LEASE TRANSACTIONS

*Leasing includes both Landlord and Tenant Representation

**DATA BASED ON US SALES

***The statistics in this document were compiled from all transactions reported by our franchisees in 2017. They are not audited.

svn.com 745 Atlantic Avenue, 8th Floor, Boston, MA 02111 | T: 888-311-0605

©2018 SVN International Corp. All Rights Reserved. SVN and the SVN COMMERCIAL REAL ESTATE ADVISORS Logos are registered service marks of SVN International Corp. All SVN[®] offices are independently owned and operated. This is not a franchise offering. A franchise offering can only be made through a Franchise Disclosure Document.

